

Descemet Stripping Automated Endothelial Keratoplasty (DSAEK)

Category(ies): Cornea

Contributor: [Jesse Vislisel, MD](#)

Photographer: Stefani Karakas, CRA (A and B) , Cindy Montague, CRA, (C and D)

Descemet stripping automated endothelial keratoplasty (DSAEK) is a partial thickness cornea transplant procedure that involves selective removal of the patient's Descemet membrane and endothelium, followed by transplantation of donor corneal endothelium in addition to donor corneal stroma. The photographs show the post-operative appearance of two different patients who underwent DSAEK for Fuchs endothelial corneal dystrophy. [Read the related article](#) for more information regarding modern corneal transplantation techniques.

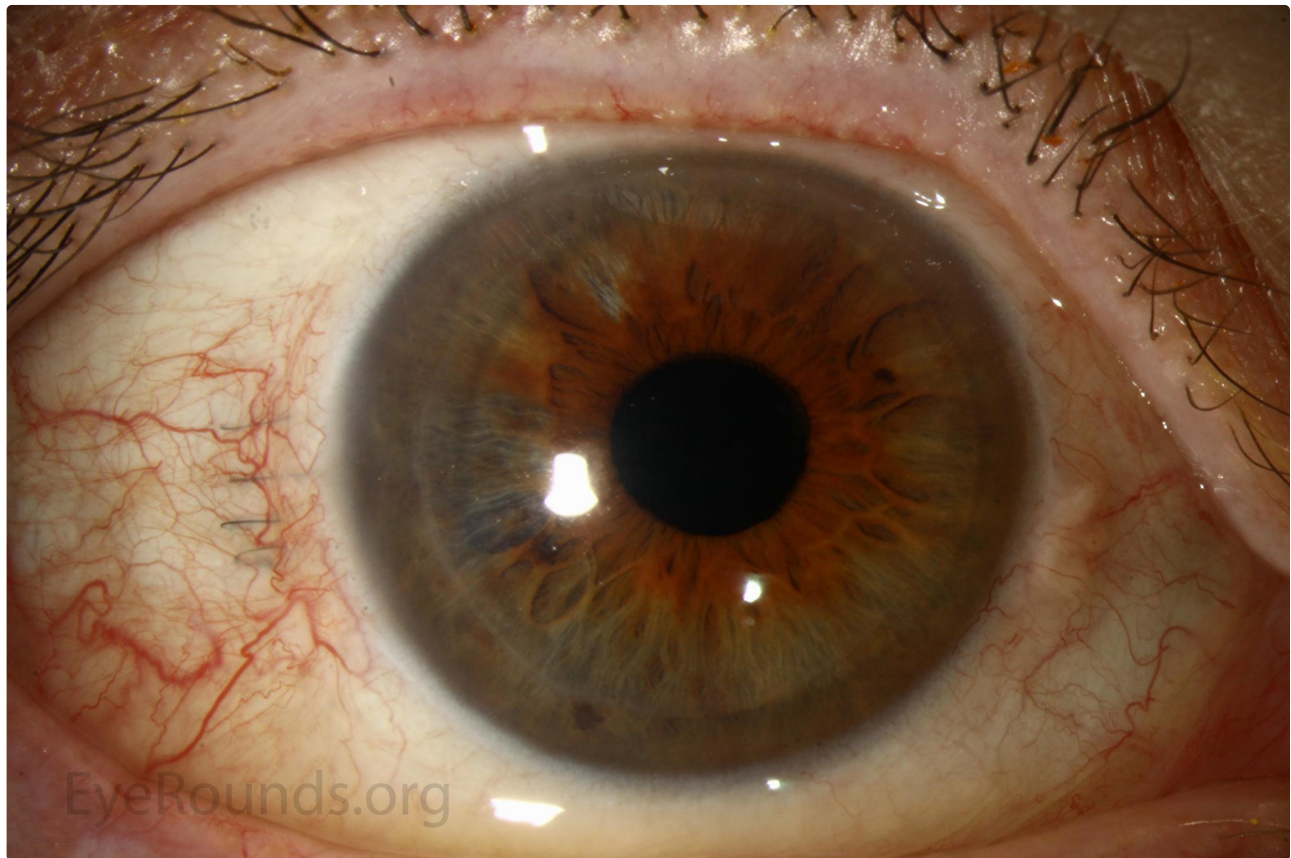


Figure 1A: The DSAEK grafts can be visualized as a subtle ring in diffuse illumination

 Enlarge

 Download

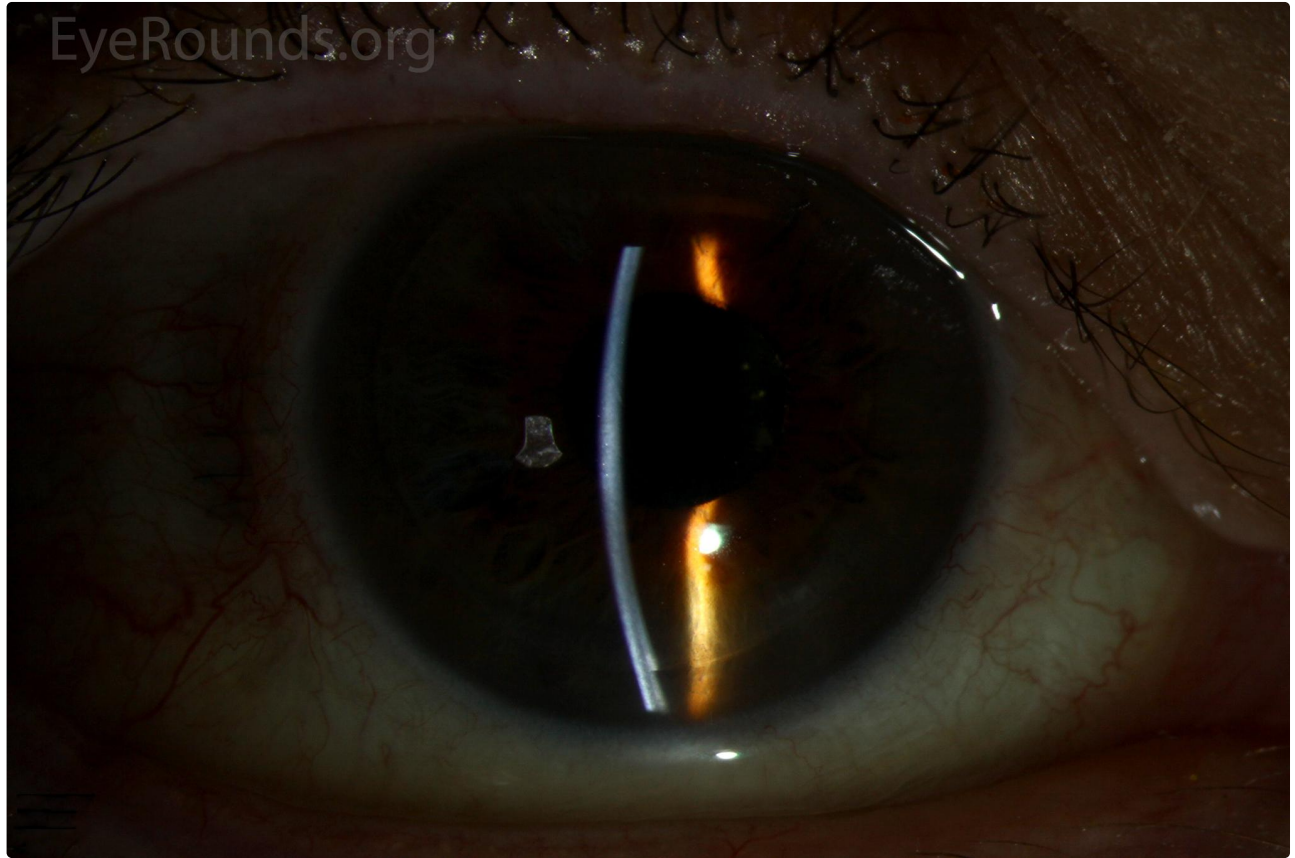


Figure 1B: The DSAEK grafts can be seen protruding posteriorly from the cornea in the inferior aspect of the slit beam

[Enlarge](#)

[Download](#)





Figure 1C: The DSAEK grafts can be visualized as a subtle ring in diffuse illumination

[Enlarge](#)

[Download](#)

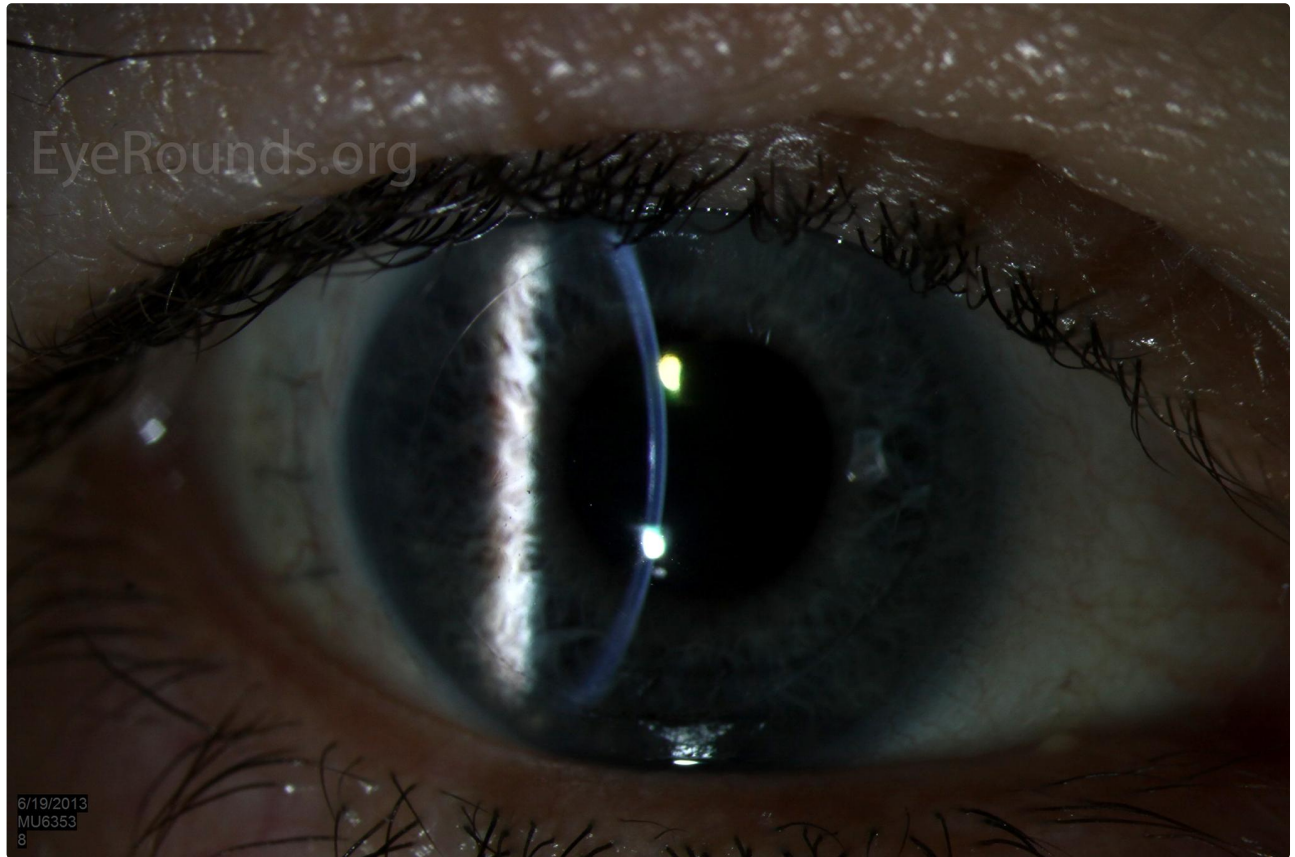


Figure 1B: The DSAEK grafts can be seen protruding posteriorly from the cornea in the inferior aspect of the slit beam

[Enlarge](#)

[Download](#)

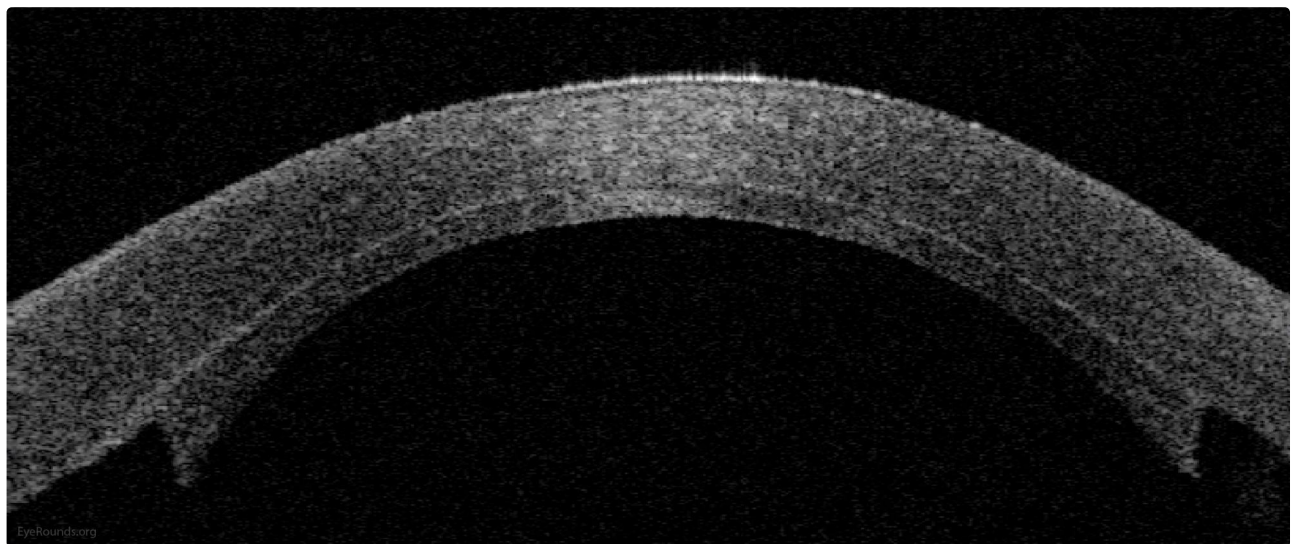


Figure 2: Anterior segment optical coherence tomography demonstrating an attached DSAEK graft one day after surgery

Figure 2. Anterior segment optical coherence tomography demonstrating an attached corneal graft one day after surgery.

Enlarge

Download


Image Permissions:



Ophthalmic Atlas Images by EyeRounds.org, The University of Iowa are licensed under a [Creative Commons Attribution-NonCommercial-NoDerivs 3.0 Unported License](https://creativecommons.org/licenses/by-nc-nd/3.0/).



Related Articles



Address

University of Iowa
Roy J. and Lucille A. Carver College
of Medicine
Department of Ophthalmology and
Visual Sciences
200 Hawkins Drive
Iowa City, IA 52242

[Support Us](#)

Legal

Copyright © 2019 The University of
Iowa. All Rights Reserved
[Report an issue with this page](#)
[Web Privacy Policy](#) |
[Nondiscrimination Statement](#)

Related Links

[Cataract Surgery for Greenhorns](#)
[EyeTransillumination](#)
[Gonioscopy.org](#)
[Iowa Glaucoma Curriculum](#)
[Iowa Wet Lab](#)
[Patient Information](#)
[Stone Rounds](#)
[The Best Hits Bookshelf](#)

EyeRounds Social Media

Follow



Receive notification of new cases,
[sign up here](#)
[Contact Us](#)
[Submit a Suggestion](#)